


Design your own buttons!


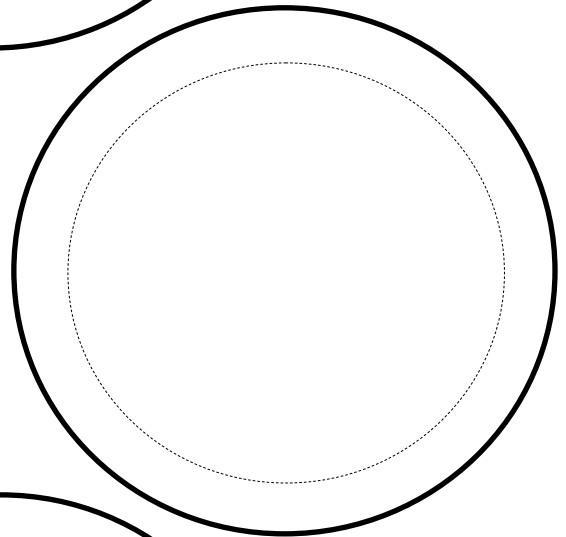
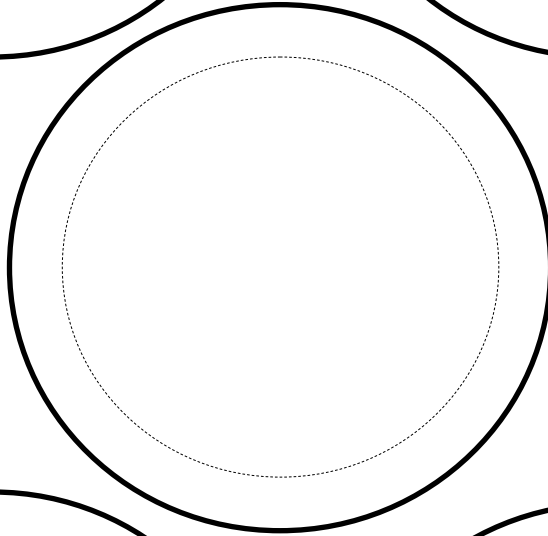
Bring your buttons in to the Berry Room at the Noel Wien Library and we'll use our button-making machine to make a button for you to keep or give.



Cut out these circles and draw on the other side to make your own unique button.

Anything outside the dotted line will fold under and not be shown on your completed button.

You can also use the template to cut a circle from a photograph to make a photo button for someone special.



The family of William D. Berry has graciously allowed us to use some of his artwork, so that you can color a Bill Berry Design and make a Berry special button.

Limit:
2 buttons per
patron

